



District Report Card: 2017


| | |
|--------------------------|--------------------------|
| State: Tamil Nadu | District: Madurai |
| Class: 5 | Subject: Language |
| Schools: 61 | Students: 1134 |


Participation/Coverage


Students

|  GENDER | Boys | | Girls | |
|---|--------|-------|--------|-------|
| | Number | % | Number | % |
| | 529 | 46.65 | 605 | 53.35 |

|  AREA | Rural | | Urban | |
|--|--------|-------|--------|-------|
| | Number | % | Number | % |
| | 586 | 51.68 | 548 | 48.32 |

|  CATEGORY | SC | | ST | | OBC | | GEN | |
|---|--------|-------|--------|------|--------|-------|--------|------|
| | Number | % | Number | % | Number | % | Number | % |
| | 212 | 18.69 | 5 | 0.44 | 896 | 79.01 | 21 | 1.85 |

|  CWSN | LD | VI | HI | S&LD | ID | Oth |
|---|----|----|----|------|----|-----|
| | 0 | 0 | 1 | 3 | 10 | 0 |

|  Management | Government | | Government-aided | |
|---|------------|-------|------------------|-------|
| | Number | % | Number | % |
| | 514 | 45.33 | 620 | 54.67 |

Average Performance of Students in Language (%)

| Overall | Gender | | Area | | Management | | Social Group | | | |
|---------|--------|--------|-------|-------|------------|-------|--------------|-------|-------|-------|
| | Male | Female | Rural | Urban | Govt. | Aided | SC | ST | OBC | GEN |
| 51.43 | 51.04 | 51.78 | 49.58 | 53.42 | 43.92 | 57.67 | 50.72 | 44.00 | 52.02 | 35.56 |

Performance on Learning Outcomes (LOs)

| Learning Outcomes | Description | Average Performance(%) |
|-------------------|--|------------------------|
| L504 | Reads and comprehends independently storybooks, news items/ headlines, advertisements etc. | 50.41 |
| L508 | Reads text with comprehension, locates details and sequence of events | 51.95 |

| Range of Performance of Students who Answered Correctly | | | | | | | |
|---|-------|-----------|-------|-----------|-------|-----------|-------|
| Below 30% | | 30% - 50% | | 50% - 75% | | Above 75% | |
| Number | % | Number | % | Number | % | Number | % |
| 210 | 18.52 | 358 | 31.57 | 384 | 33.86 | 182 | 16.05 |

Lowest Performing Learning Outcomes (LOs)

- 1 - Reads and comprehends independently storybooks, news items/ headlines, advertisements etc. (50.41)
- 2 - Reads text with comprehension, locates details and sequence of events (51.95)